



InfoWare 2022

The Seventh International Conference on Applications and Systems of
Visual Paradigms **VISUAL22**

May 22, 2022 to May 26, 2022 - Venice, Italy

A Collaborative Responsive and Fully Customizable System for Image Quality Assessment Based on Subjective Visual Perception

Maria Grazia Albanesi

Dept. of Electrical, Computer and Biomedical Engineering

University of Pavia - ITALY

Contact:

mariagrazia.albanesi@unipv.it

About the speaker



Maria Grazia Albanesi is Associate Professor of Computer Science at Department of Electrical, Computer and Biomedical Engineering of the University of Pavia (Italy)

She graduated *cum laude* in 1986 at the Faculty of Engineering of Pavia with a thesis entitled “Visual perception and image compression”.

She received her PhD. in Electronic, Computer and Electrical Engineering in 1992 with a thesis entitled “Integrated VLSI architectures for signal and image processing”.

Her current research interests focus on (a) **signal and image analysis and understanding for image retrieval, image quality and similarity assessment**; and (b) **model definition and applications** for Computational Sustainability based on visual data.

Outline


- The target problem: subjective image quality assessment
 - Traditional approach
 - Collaborative approach
- The developed system: SIQA
 - Innovations
 - **Offline** and **Live** methods
- Experiment Design and Analysis
- A visual tool for image/tester assessment: Visual MOS Tables
- Conclusion
- Future Work

Subjective image quality assessment: **Traditional** vs. crowdsourcing approach

There are two methods to assess image quality: objective and subjective approach

Subjective approach is the most reliable but also the most time and effort consuming

Traditional approach: It is realized by choosing a pool of observers (testers) who express a subjective opinion on a set of images, under controlled viewing conditions



Mean OS – Standard deviation of OS

Subjective image quality assessment: Traditional vs. **crowdsourcing** approach

It consists in recruiting observers on the Web and the realizations of the experiments using a Web-interface.

Advantages:

- Cost reductions

- Time efficiency

- The recruitment phase of the observers can be delegated to another subject or using collaborative platforms, i.e., social networks

Disadvantage:

- loss of the control over the choice of observers and the standardization of the method

The system here proposed is a **hybrid** system, as it can be used in both the two approaches (LIVE & OFFLINE)

The New System:

SIQA (Subjective Quality Assessment)

- SIQA is based on a Web interface for experimental evaluation of the perceived quality.

University of Pavia. *Subjective Image Quality Assessment*. [retrieved: May 2022]: <https://siqa.pythonanywhere.com/>

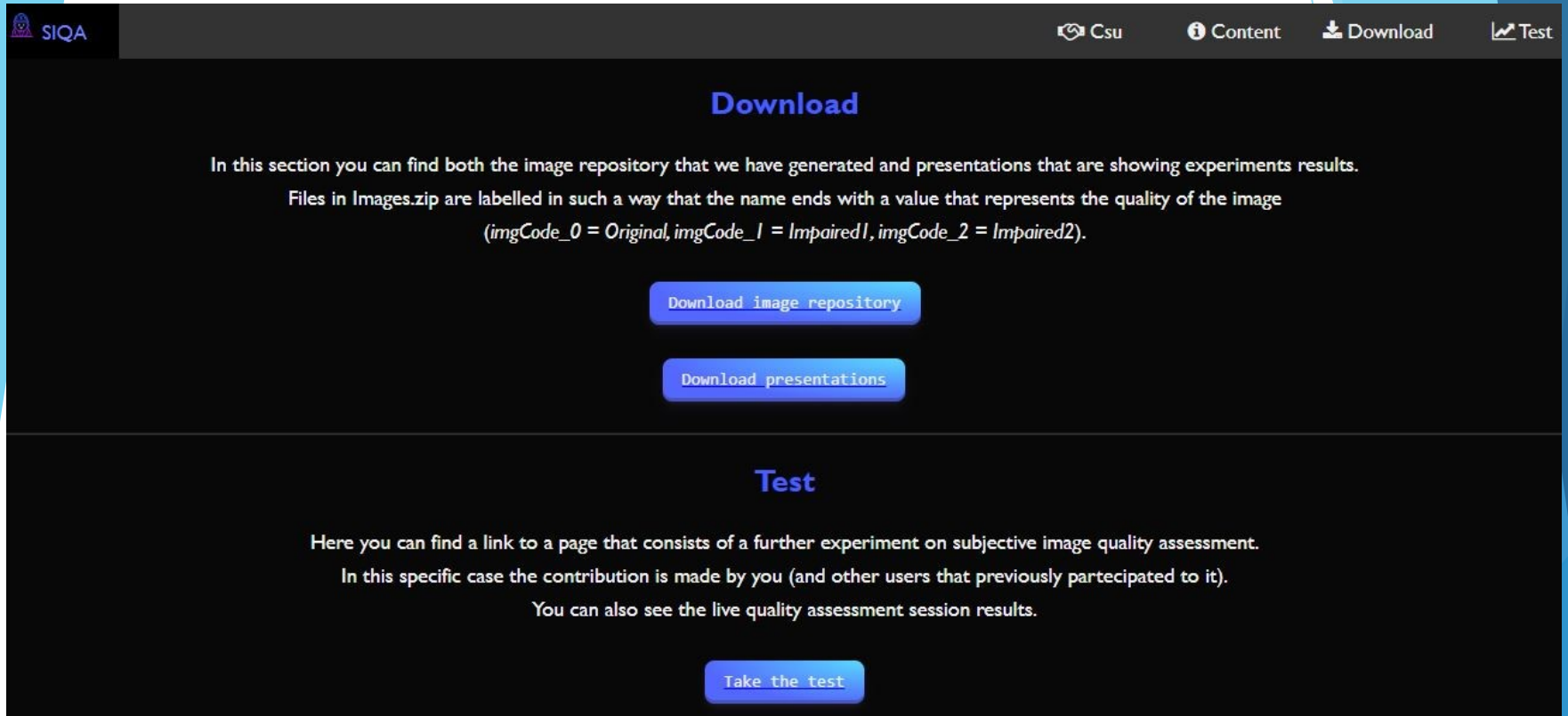
Fully responsive

- The possibility of downloading the entire project and installing a stand-alone configuration allows to use it also for the traditional approach

University of Pavia. *SIQA Software*. [retrieved: May 2022]: https://github.com/aiman-al-masoud/image_quality_assessment

Customization of the software

SIQA Website



SIQA: Experiments

Live Test



(a)



(b)



(c)



(d)



(e)



(f)



(g)



(h)



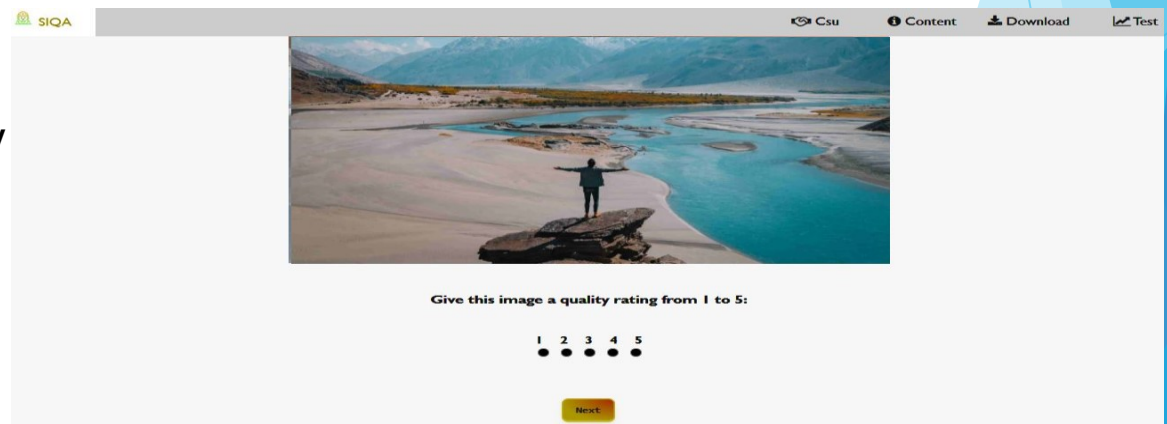
(j)



(k)

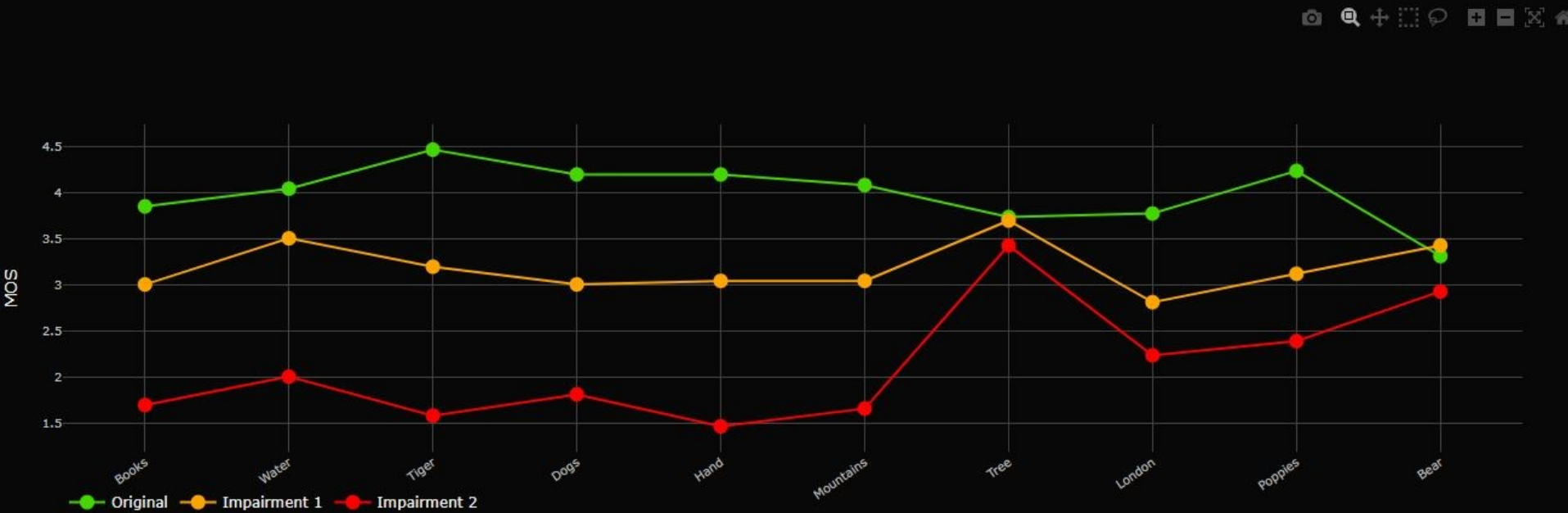
Single stimulus
Absolutely Category
Rating (ACR) test

Instructions for
viewing conditions



SIQA: Live experiments- Results (1/2)

Mos Graph



SIQA: Experiments - Results (2/2)

Standard Deviation Graph



SIQA: Subjective Quality Assessment

The Visual MOS Table

Experiments on the Offline method on 10 grey-level images of three levels of impairment



Image n. 1 - Wheel



Image n. 2 - Boat



Image n. 3 - Rides



Image n. 4 - Wuhan



Image n. 5 - Guy



Image n. 6 - Beach



Image n. 7 - Car



Image n. 8 - Pedestrian



Image n. 9 - Baby



Image n. 10 - Building

A graphical and visual arrangement of the results

		Unimpaired images										Slightly impaired images										Highly impaired images										
		01 - Wheel	02 - Boat	03 - Rides	04 - Wuhan	05 - Guy	06 - Beach	07 - Car	08 - Pedestrians	09 - Baby	10 - Building	01 - Wheel	02 - Boat	03 - Rides	04 - Wuhan	05 - Guy	06 - Beach	07 - Car	08 - Pedestrians	09 - Baby	10 - Building	01 - Wheel	02 - Boat	03 - Rides	04 - Wuhan	05 - Guy	06 - Beach	07 - Car	08 - Pedestrians	09 - Baby	10 - Building	
		"Expert" evaluators group																														
Evaluator No. 1		5	4	3	5	5	4	4	5	3	5	3	3	2	5	3	4	3	3	4	2	2	1	3	2	1	1	2	1	2	1	2
Evaluator No. 2		4	5	5	5	4	5	2	5	3	5	3	5	3	5	4	5	2	4	5	5	1	2	1	4	5	2	1	5	3	5	
Evaluator No. 3		5	5	5	3	5	5	5	5	4	5	3	4	3	2	3	2	3	4	3	4	2	1	2	2	2	2	1	3	4	4	
Evaluator No. 4		5	5	4	4	4	5	5	5	4	3	3	5	2	2	2	4	4	3	2	3	1	1	1	3	1	2	1	1	2	2	
Evaluator No. 5		5	5	5	5	5	5	5	5	3	5	2	5	3	3	5	3	4	5	5	3	1	1	1	3	3	1	1	3	4	1	
Evaluator No. 6		3	4	5	4	4	4	5	5	5	4	3	3	2	3	3	3	3	3	3	3	2	2	2	2	2	2	1	2	2	2	
Evaluator No. 7		5	5	5	3	4	4	4	5	4	3	2	3	2	2	2	1	2	3	3	3	1	1	1	2	1	1	1	1	1	1	
Evaluator No. 8		2	4	5	5	4	3	5	4	5	4	2	2	2	3	2	2	3	3	4	2	1	1	1	1	1	1	1	2	1	1	
Evaluator No. 9		5	4	5	1	5	5	1	5	5	4	3	4	2	3	4	2	3	2	3	3	3	2	1	5	1	2	1	1	2	1	
Evaluator No. 10		5	4	4	3	4	4	5	4	4	3	2	3	2	4	3	2	3	3	4	3	1	1	1	2	2	1	1	2	2	2	
Evaluator No. 11		5	5	5	4	5	5	4	5	5	3	3	3	3	3	2	3	3	3	3	4	1	1	1	3	1	2	1	2	2	3	
Evaluator No. 12		5	5	5	4	5	4	5	5	5	5	4	5	4	5	4	4	5	5	5	4	2	2	2	5	5	2	3	4	4	5	
Evaluator No. 13		5	4	3	3	3	4	3	4	3	4	2	2	2	2	2	2	2	3	2	2	1	2	2	2	1	1	1	1	1	2	
SD of MOS for "Expert" evaluators group		1,0	0,5	0,8	1,2	0,7	0,7	1,3	0,4	0,9	0,9	0,6	1,1	0,7	1,2	1,0	1,1	0,9	0,9	1,1	0,9	0,7	0,5	0,5	1,2	1,4	0,5	0,6	1,2	1,2	1,4	
		"Non-expert" evaluators group																														
Evaluator No. 14		3	4	5	5	2	3	5	4	3	5	4	4	4	3	3	4	2	3	3	3	3	4	2	3	1	2	2	3	2	4	
Evaluator No. 15		4	4	4	5	4	4	5	5	5	4	5	2	2	3	3	3	3	4	4	5	1	1	1	3	1	1	1	3	3	3	
Evaluator No. 16		5	5	5	5	5	5	5	5	4	5	5	5	5	5	5	5	4	5	5	5	5	5	5	5	5	5	5	4	5	5	
Evaluator No. 17		4	4	4	5	4	3	5	5	4	4	4	4	4	3	4	4	2	4	3	5	3	2	1	2	1	1	2	1	2	2	
Evaluator No. 18		4	4	4	3	4	3	3	3	4	4	3	3	2	1	2	2	1	3	3	4	1	1	2	2	1	1	1	2	2	1	
Evaluator No. 19		5	5	3	4	5	3	4	3	3	2	3	4	2	3	4	3	3	4	2	4	2	2	1	3	2	2	1	2	2	2	
Evaluator No. 20		5	5	5	5	5	5	5	5	5	5	4	3	3	5	4	3	3	3	3	3	1	1	1	3	1	1	2	3	3	1	
Evaluator No. 21		3	3	3	4	4	3	3	4	4	3	2	2	2	3	2	2	3	3	3	2	1	1	1	2	1	1	2	1	2	2	
SD of MOS for "Non-expert" evaluators group		0,8	0,7	0,8	0,8	1,0	0,9	0,9	0,8	0,8	1,1	1,0	1,1	1,2	1,3	1,1	1,0	1,2	0,7	0,9	1,1	1,5	1,6	1,4	1,0	1,4	1,4	1,3	1,1	1,1	1,4	
Global SD of MOS		0,9	0,6	0,8	1,1	0,8	0,8	1,2	0,7	0,8	0,9	0,9	1,1	0,9	1,2	1,0	1,0	1,0	0,8	1,0	1,0	1,1	1,1	0,9	1,1	1,4	0,9	1,0	1,1	1,1	1,4	
		0,9										1,0										1,2										

Conclusion and future works

- The hybrid system SIQA for subjective image quality assessment based on the classical single stimulus ACR method has been presented
- Experiments has shown its efficacy in both traditional and crowdsourcing approach.
- An innovative visual tool (Visual MOS Table) has been also described for the analysis of MOS experimental data, for finding outliers
 - in the image set or
 - in the human observer group

Future work will try to adapt the SIQA system to:

- (a) evaluation of video quality
- (b) to rehabilitation of patients with cognitive deficits by enlarging the concept of “quality” also to a semantic interpretation of the image content.

Thank you very much for your attention!

For further information, please contact:

Maria Grazia Albanesi
Dept. of Electrical, Computer and Biomedical Engineering
University of Pavia – ITALY

mariagrazia.albanesi@unipv.it

Computational Sustainability Unit - CSU
<http://csu.unipv.it/albanesi/>

ACKNOWLEDGMENT

The author would like to thank very much the following computer engineers of the staff of the Digital Content Retrieval Lab (University of Pavia) for the collection of the images and the deployment on the Web of the system and of the downloadable code: A. Al Masoud, F. Amato, A. S. Blindu, M. Bottini, D. P. Lotito, F. Marinelli, D. Murer, R. Petri, and F. Tagliani.