

PROPHECY: Patient Reported Outcomes in Prostate Cancer, a mobile-Health Experience in radiotherapy

Bruno Fionda M.D.

Fondazione Policlinico Universitario Agostino Gemelli IRCCS, Rome Italy

Gemelli

Fondazione Policlinico Universitario Agostino Gemelli IRCCS
Università Cattolica del Sacro Cuore



ART

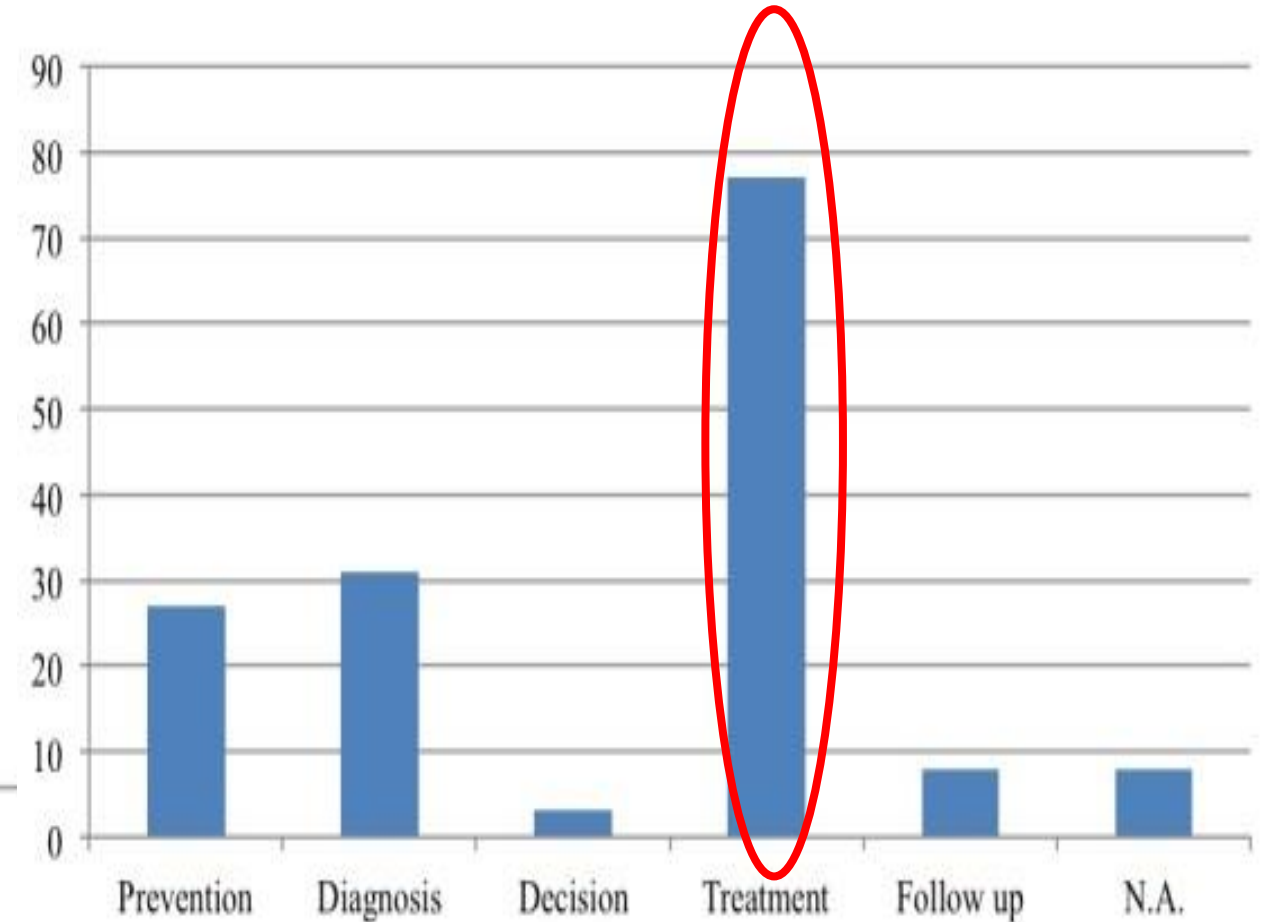
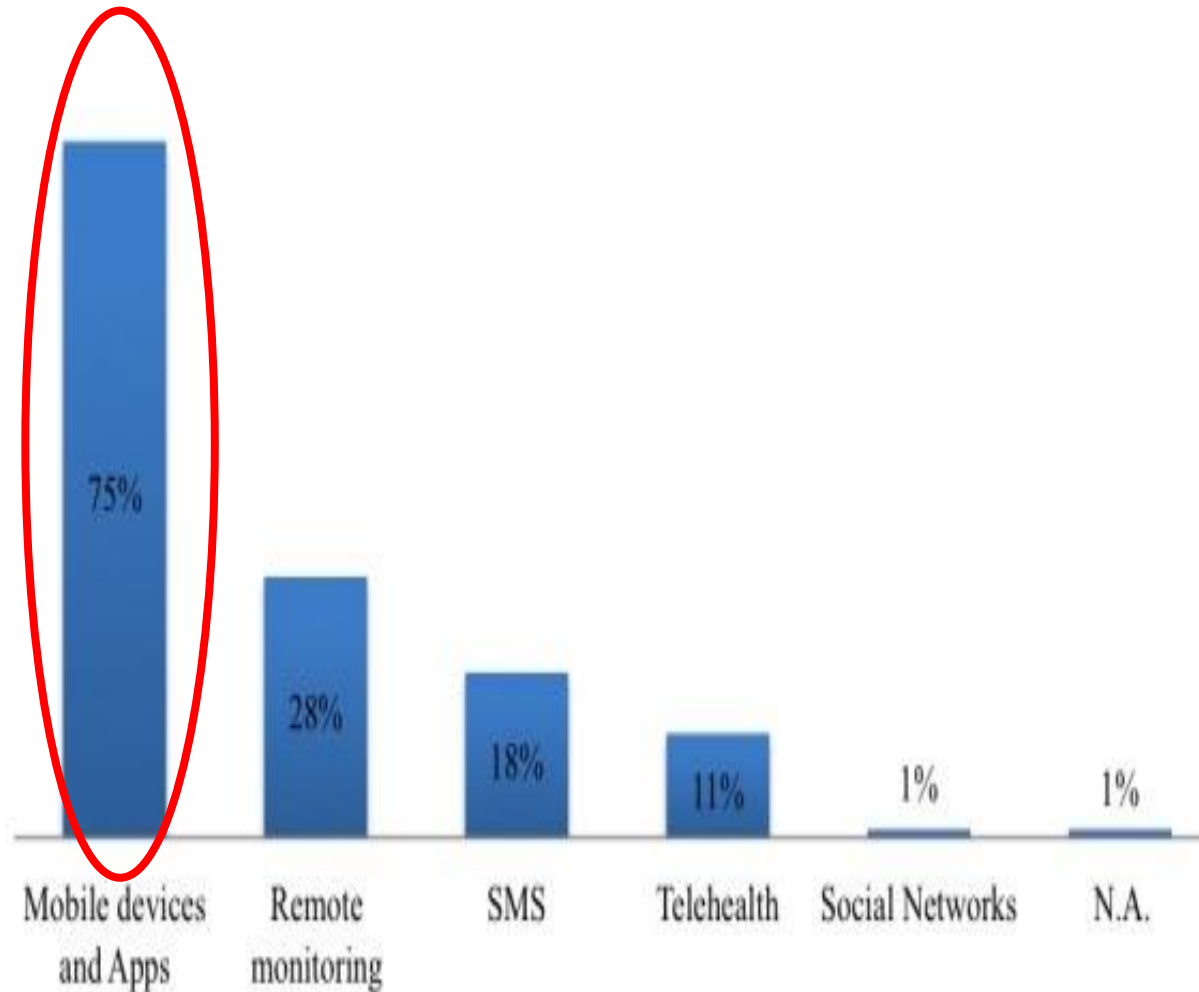
Advanced Radiation
Therapy

Definition of PRO: Patient Reported Outcome

- Definition of PRO concept: “any report of the status of a patient’s health condition that comes directly from the patient, without interpretation of the patient’s response by a clinician or anyone else”
- PRO includes symptoms not obvious to the observer, frequency, severity, impact of daily activities and emotional burden
- PROs tend to give a view of the Health-Related Quality of Life (HRQL)
- QoL is seen as providing an overall assessment of the effect of both illness and its treatment on the patient




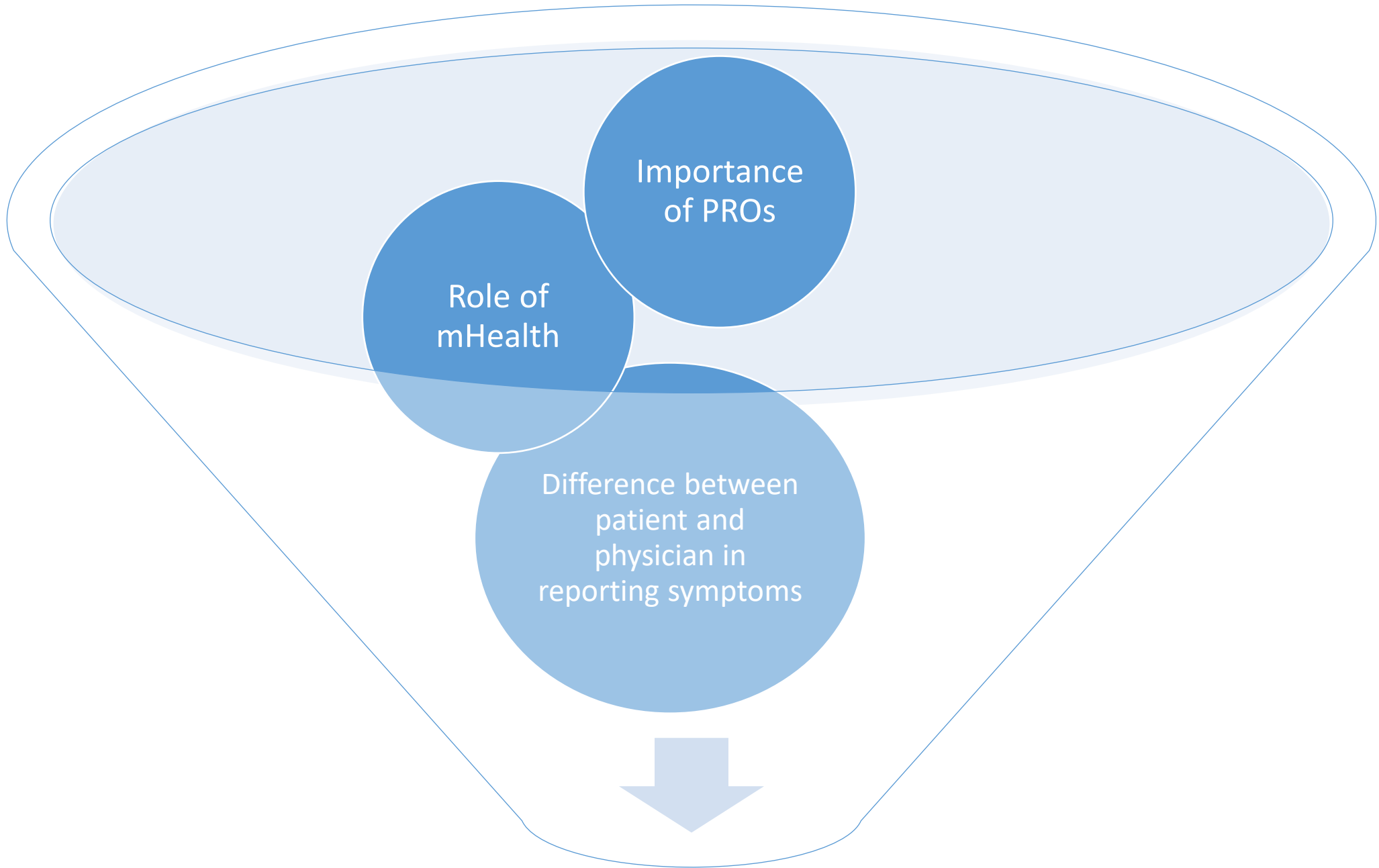
Role of mobile-Health (mHealth)



Differences between patient and physician reported outcomes in prostate cancer

- 1,366 identified men from the CaPSURE database who had been diagnosed in 1995 to 2007 and treated with prostatectomy, BT or EBRT
- Disease specific quality of life was assessed by patients with UCLA-PCI and by physicians independently
- Physicians underestimated the degree of participant reported impairment for all domains with a worse scores in late follow-ups
- All patients and physicians documented quality of life using different instruments therefore, patients and physicians might have not been assessing the exact same issue





Need to develop a specific app

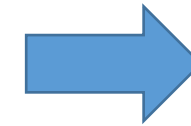
Materials and Methods

The module development process consists of four phases according to EORTC:

1) generation of relevant QL issues

(Literature, patients, Health care professionals)

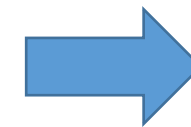
2) conversion of the QL issues into a set of items



Development

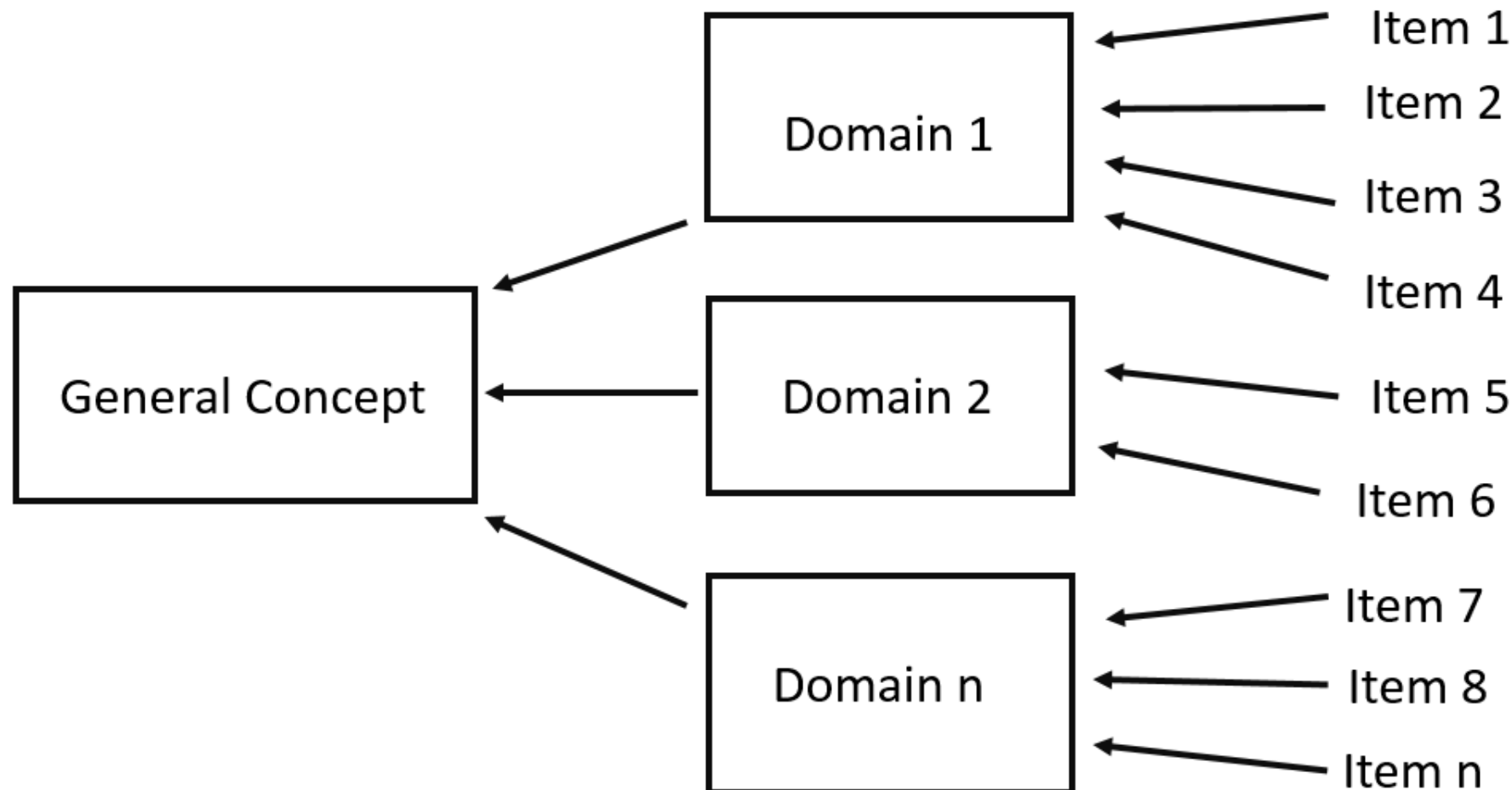
3) pre-testing the item list or preliminary module questionnaire

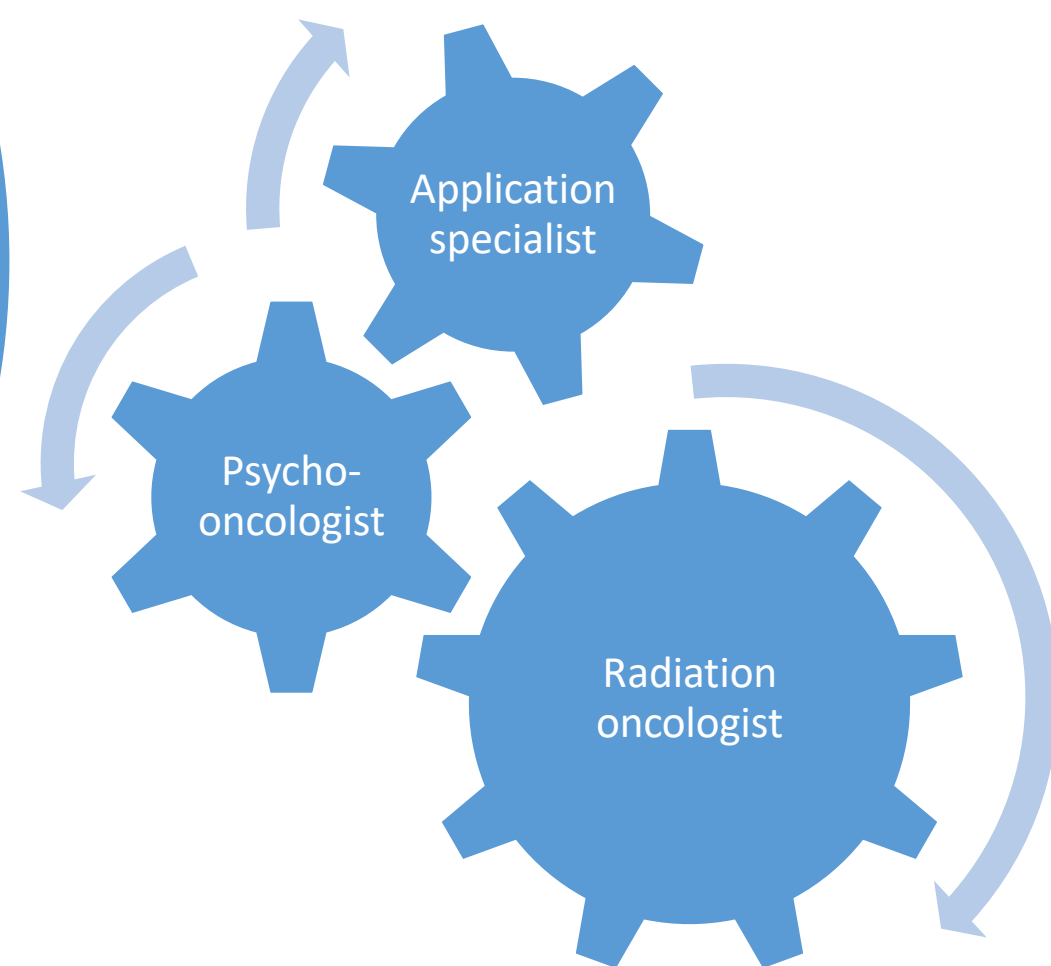
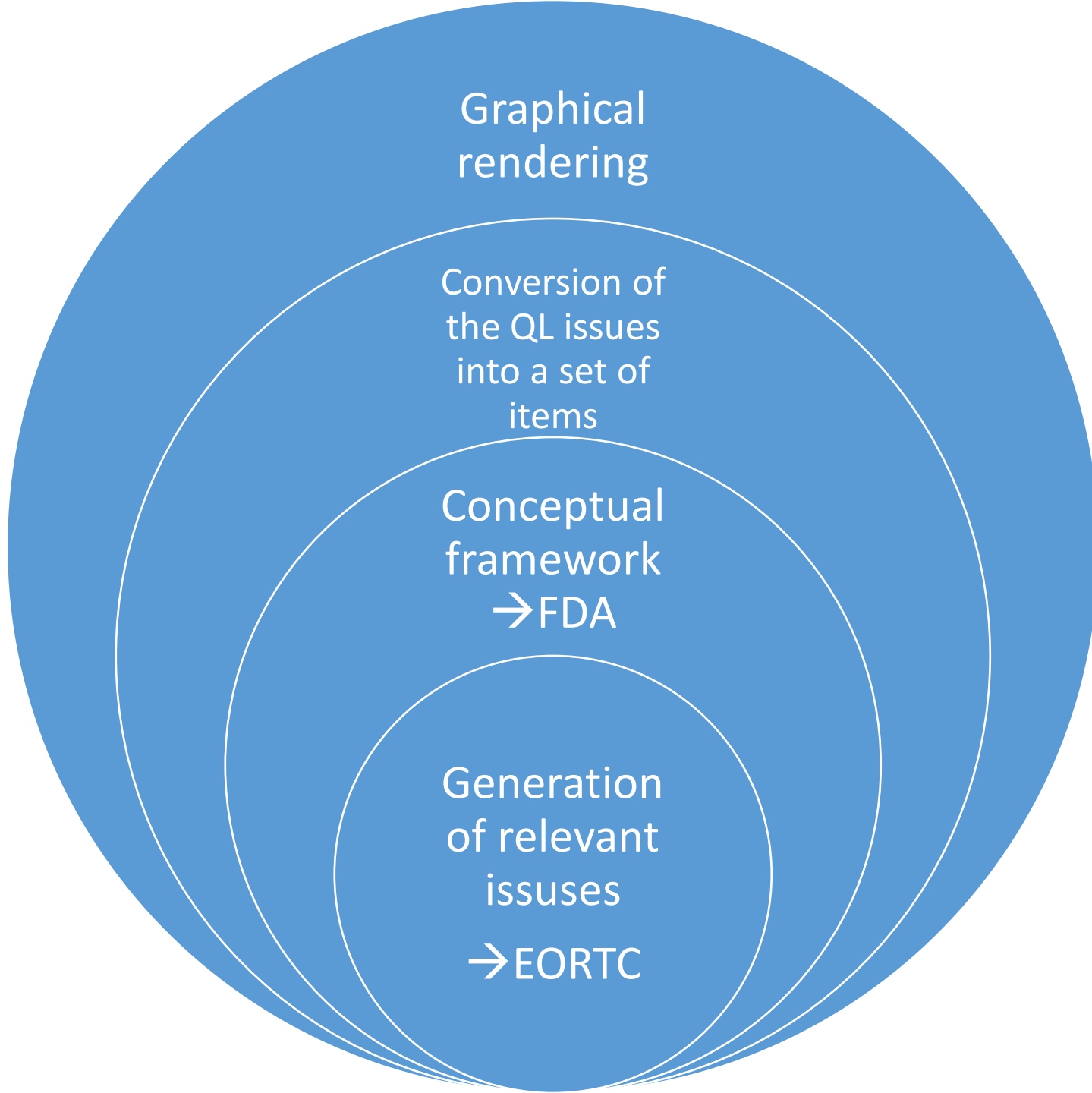
4) large-scale international field-testing



Validation

Materials and Methods: Diagram and conceptual framework of a PRO instrument





Generation of relevant issues

	U.F.	U.D.	U.I.	U.B.	I.F.	I.D.	A.P.	I.B.	S.I./S.A./S.E.	H.F.	B.P.	Er.P.	Ej.P.	T. n. I.U.	T. n. I.	Recall Time (weeks)
EORTC QLQ - PR25	5	1	2	0	0	0	1	1	4	1	1	1	1	18	25	1
UCLA - PCI	1	0	3	0	0	1	2	0	3	0	0	3	0	13	15	4
EPIC	2	2	4	2	3	2	4	2	7	2	2	5	0	37	50	4
FACT-P	1	1	0	0	0	0	1	0	1	0	0	1	0	5	47	1
PORPUS	1	0	1	0	1	1	0	0	1	0	0	1	0	6	11	2
PC-QoL	0	0	5	0	1	1	3	1	5	0	0	2	0	18	52	4
PCSI - SDS	4	4	4	0	2	2	5	1	5	0	0	4	1	32	34	1/4

Van Andel, G., Bottomley, A., Fossa et al. An international field study of the EORTC QLQ-PR25: A questionnaire for assessing the health-related quality of life of patients with prostate cancer. *European Journal of Cancer*. 2008 44, 2418–2424

Esper, P., Mo, F., Chodak, G. et al. Measuring quality of life in men with prostate cancer using the functional assessment of cancer therapy-prostate instrument. *Urology*. 1997 50, 920–928

Krahn, M., Ritvo, P., Irvine, J. et al. Construction of the Patient-Oriented Prostate Utility Scale (PORPUS): A multiattribute health state classification system for prostate cancer. *Journal of Clinical Epidemiology*. 2000 53, 920–930

Wei, J. T., Dunn, R. L., Litwin, M. S. et al. Development and validation of the expanded prostate cancer index composite (EPIC) for comprehensive assessment of health-related quality of life in men with prostate cancer. *Urology*. 2000 56, 899–905

Giesler, R. B., Miles, B. J., Cowen, M. E. et al. Assessing quality of life in men with clinically localized prostate cancer: Development of a new instrument for use in multiple settings. *Quality of Life Research*. 2000 9, 645–665

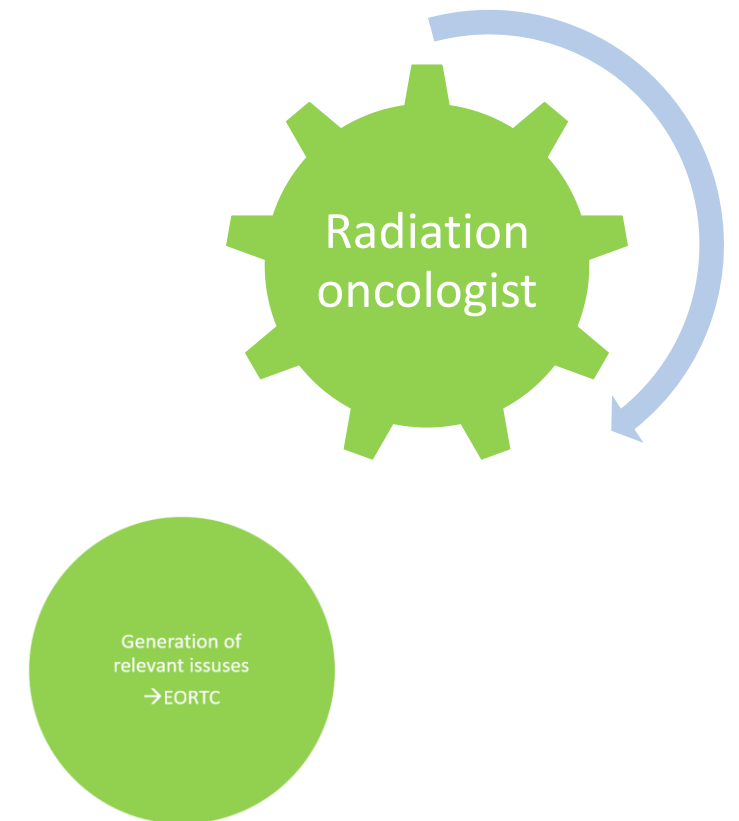
Clark, J. A., & Talcott, J. A. Symptom indexes to assess outcomes of treatment for early prostate cancer. *Medical Care*. 2001 39, 1118–1130.

Litwin, M. S., Hays, R. D., Fink, A., Ganz et al. The UCLA Prostate Cancer Index: Development, reliability, and validity of a health-related quality of life measure. *Medical Care*. 1998 36, 1002–1012

Generation of relevant issues

As shown in the table the number of possible choices for the patients vary significantly from questionnaire to questionnaire and in some cases even within the very same questionnaire

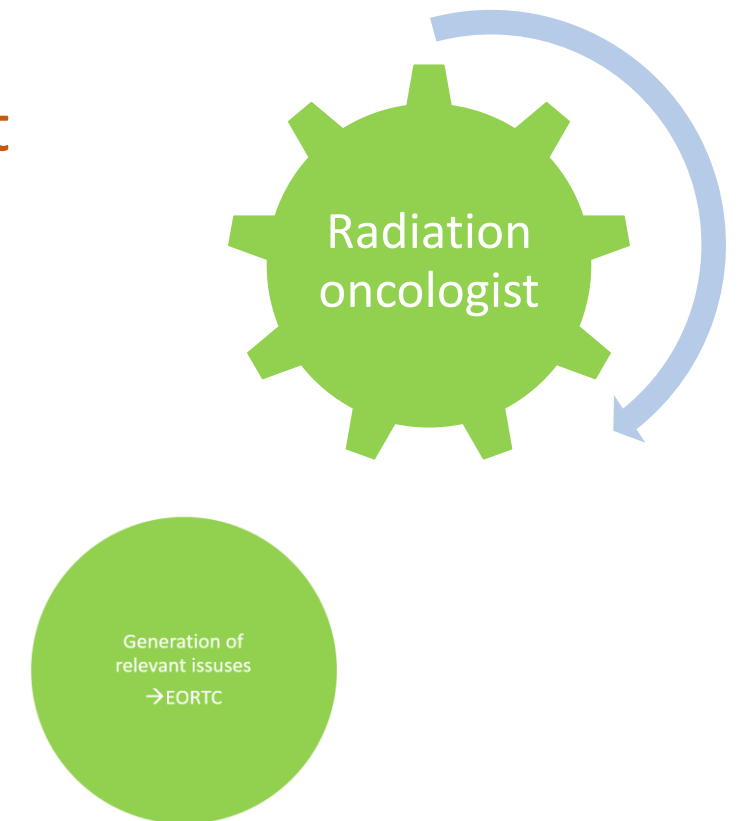
EORTC - PR25	1→4 1=no symptom→4=worst
UCLA - PCI	0→6 with a range of 3 to 6 answers and no fixed correlation between severity and number
EPIC	0→5 with a range of 3 to 5 answers and correlation between severity and increasing number
FACT-P	0→4 With correlation between severity and increasing number
PORPUS	No definite number of answers
PC-QoL	1→7 with a range of 3 to 7 answers and correlation between severity and increasing number
PCSI - SDS	1→5 1=no symptom→5=worst



Generation of relevant issues

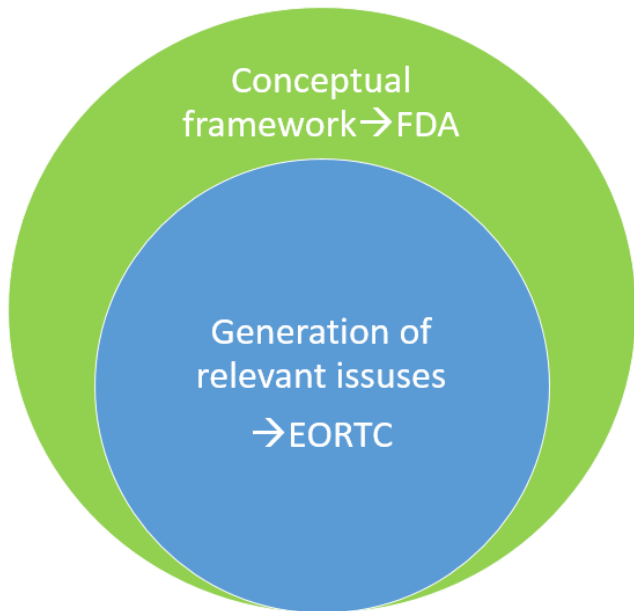
This generates at least two orders of problems:

- The first problem is for the patients' perspective because in responding the questions patients face a diversity in the range of possible answers which might in theory be a confounding factor in attributing the choice of the severity of the symptoms
- The second problem is related to the difficulty to compare the results from the different questionnaires





Symptoms related to radiation treatment in prostate cancer patient



Urinary symptoms

- Hematuria
- Urinary incontinence
- Urinary tract pain
- Urinary frequency

Bowel symptoms

- Abdominal pain
- Diarrhea
- Rectal haemorrhage
- Proctitis

Sexual function/
Hormonal therapy

- Sexual desire reduction
- Hot flashes
- Breast pain
- Memory or concentration problems
- Erection problems
- Ejaculatory problems

Conversion of the QL issues into a set of items

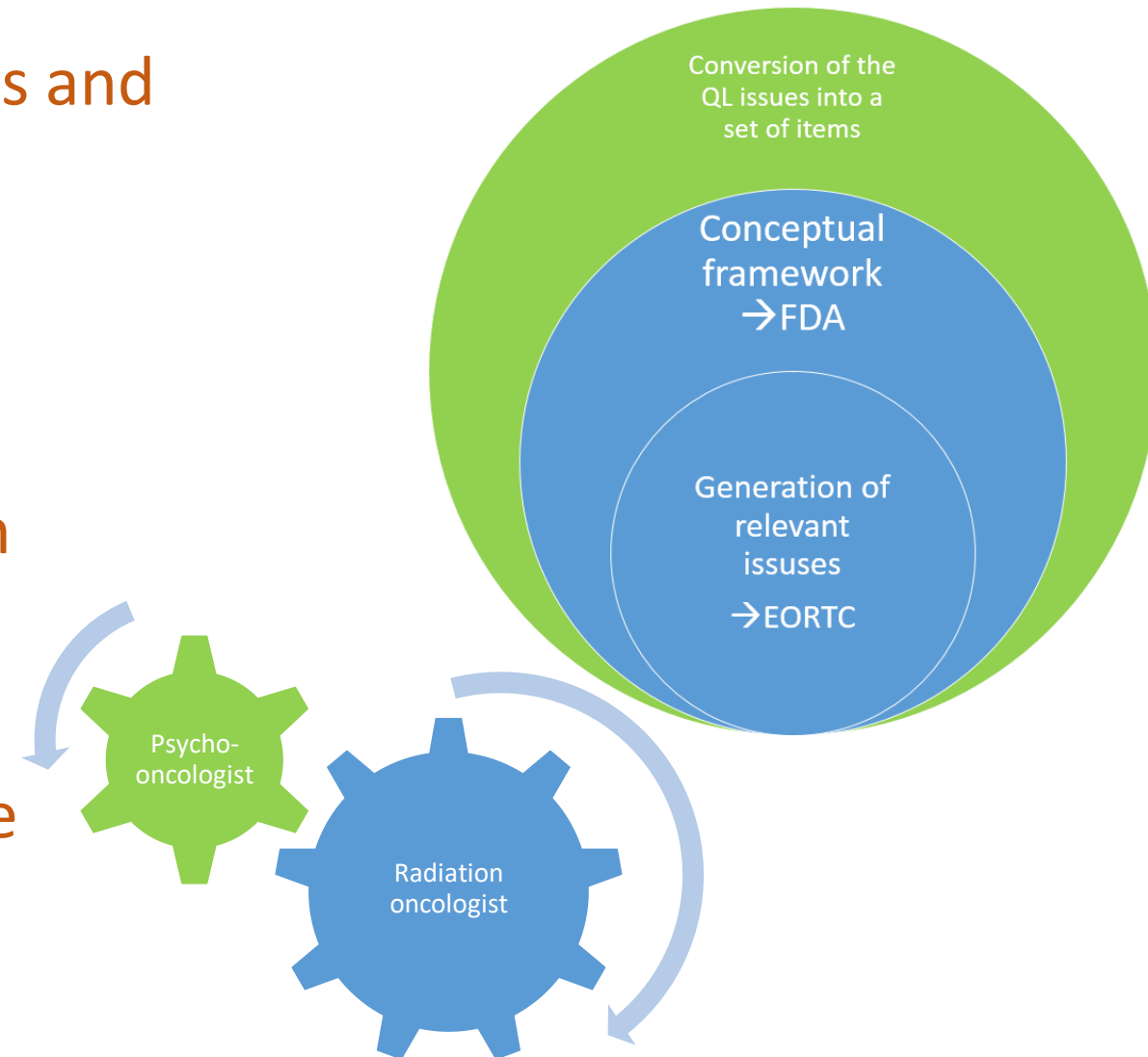
- Choice of CTCAE V 4.03 (Common Terminology Criteria for Adverse Events)
- Most used scale in scientific literature for adverse events reporting
- Linked to medical intervention
- Exclusion of grades 4 and 5

Grade refers to the severity of the AE. The CTCAE displays Grades 1 through 5 with unique clinical descriptions of severity for each AE based on this general guideline:

Grade 1	Mild; asymptomatic or mild symptoms; clinical or diagnostic observations only; intervention not indicated.
Grade 2	Moderate; minimal, local or noninvasive intervention indicated; limiting age-appropriate instrumental ADL*.
Grade 3	Severe or medically significant but not immediately life-threatening; hospitalization or prolongation of hospitalization indicated; disabling; limiting self care ADL**.
Grade 4	Life-threatening consequences; urgent intervention indicated.
Grade 5	Death related to AE.

Conversion of the QL issues into a set of items

- Wording carried out limiting medical terms and number of words
- Possibility to generate alert signal
- Chance to verify correspondence between PRO and physician
- Possibility of early medical supportive care
- Same event for acute and late



Valeo+

Valeo+

VALuation Endorsed by Oncology Patient

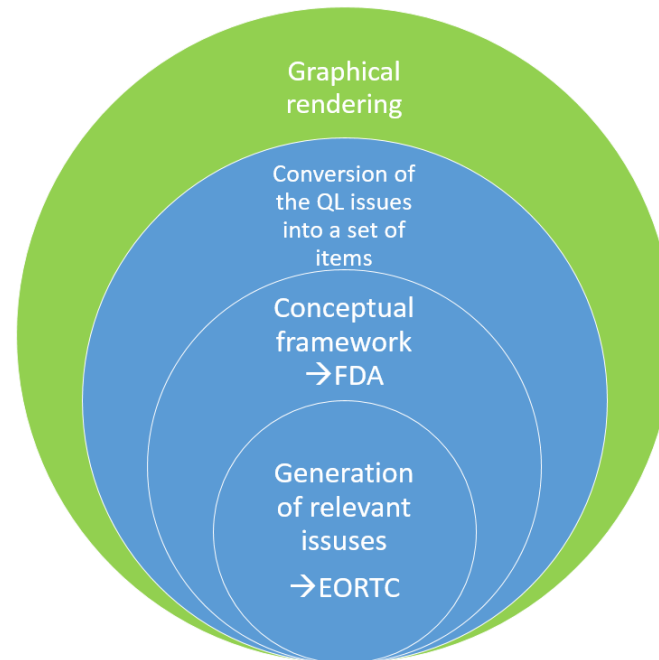
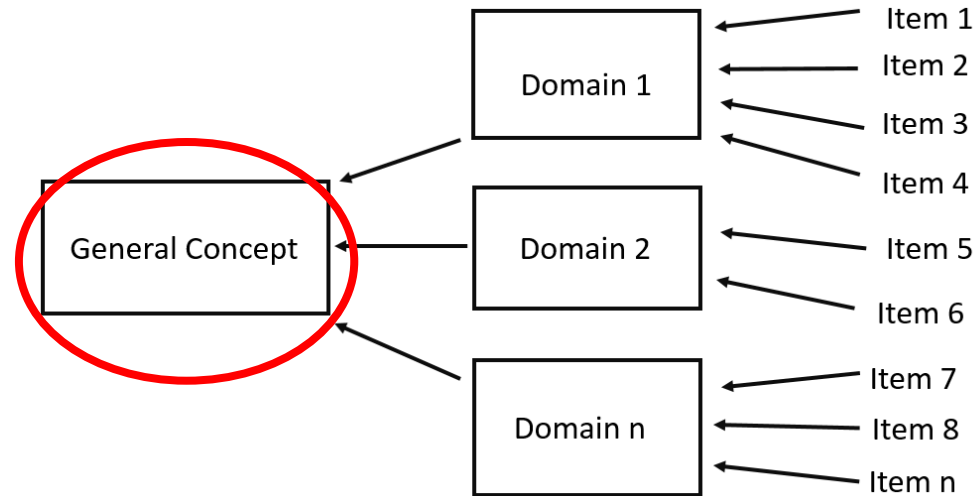
Policlinico Agostino Gemelli
Università Cattolica del Sacro Cuore

Gemelli ART

Advanced Radiation Therapy

Credits...

Graphical rendering

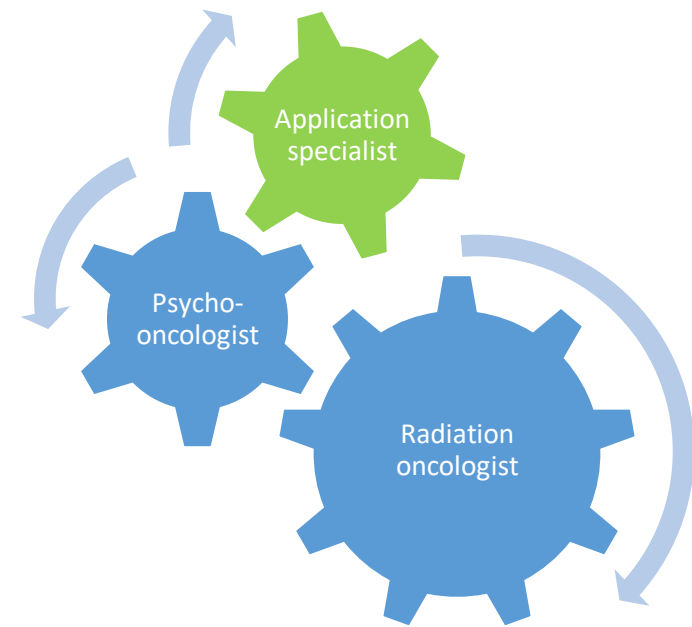
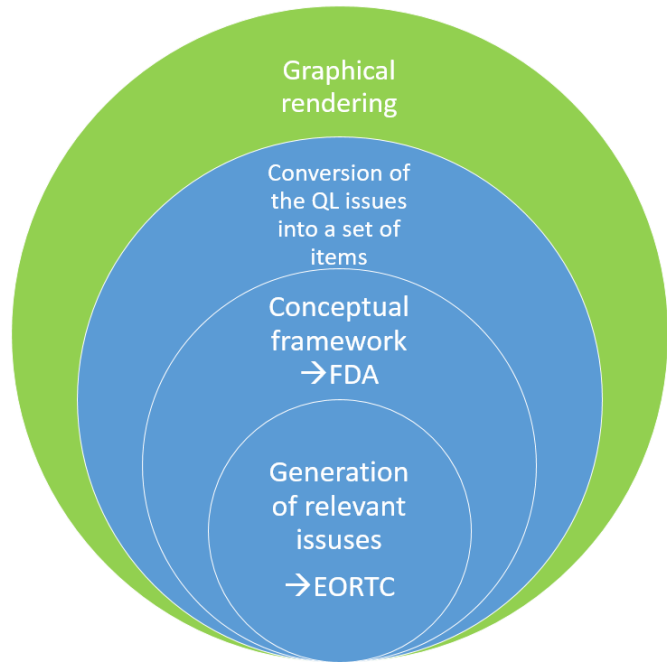
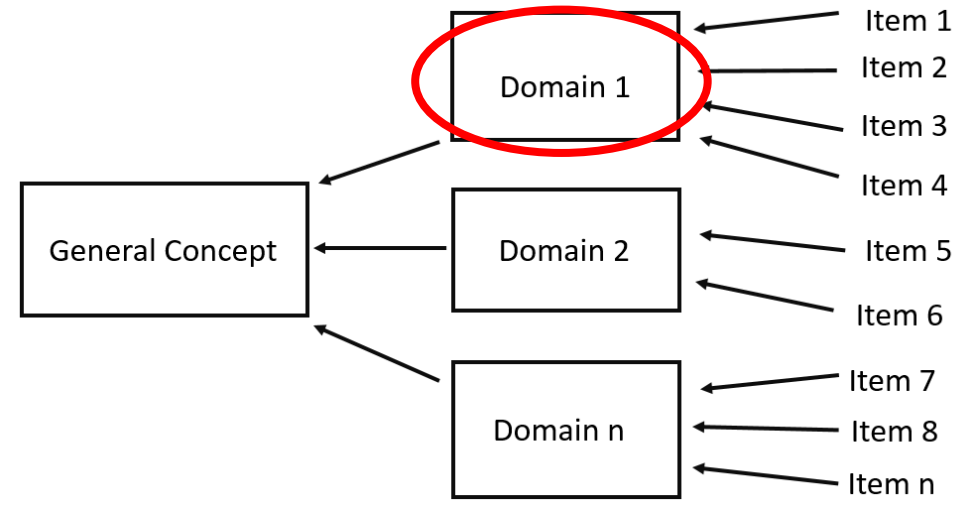


Da quando hai iniziato la radioterapia hai notato delle variazioni nelle tue funzioni urinarie?

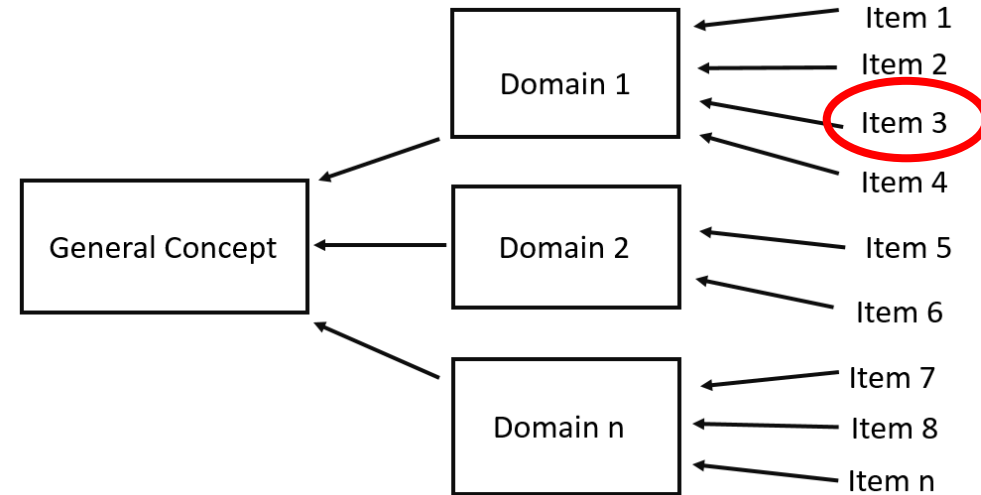


SI **NO**

Graphical rendering



Graphical rendering



	No (assenza sintomo)
Grado 1 → Si, leggermente	Si, leggermente (G1)
Grado 2 → Si, moderatamente	Si, moderatamente (G2) → Alert
Grado 3 → Si, molto	Si, molto (G3)
Grado 4 → Non presente	
Grado 5 → Non presente	

Conclusions

- We developed a HRQoL questionnaire for prostate cancer patients specifically intended for mHealth (app)
- The validation might fill-up the gap between PRO and physicians adverse events reporting documented in literature
- This might help collect toxicity data
- Improve patients' HRQoL

Thank you for your attention

Gemelli



Fondazione Policlinico Universitario Agostino Gemelli IRCCS
Università Cattolica del Sacro Cuore

ART

Advanced Radiation
Therapy